



TRR

勝特力材料 886-3-5753170
 勝特力电子(上海) 86-21-34970699
 勝特力电子(深圳) 86-755-83298787
[Http://www.100y.com.tw](http://www.100y.com.tw)

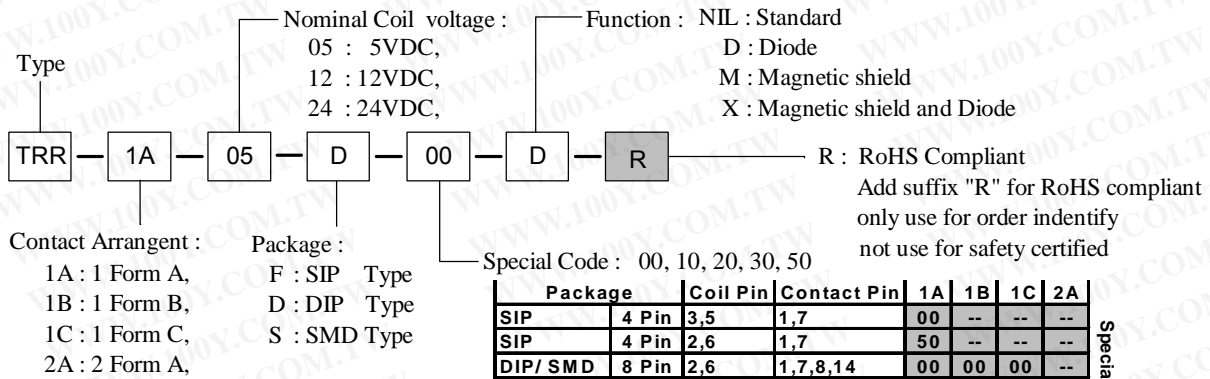
MAIN FEATURES

- Miniature, cost-effective switching solution.
- State of the art capsule designs.
- Molded construction for compatibility with automatic board processing.
- Epoxy-molded dual-in-line package.
- UL and cUL recognized.

APPLICATIONS

- Measuring equipment, Communication equipment, Control equipment, Appliances, etc.

ORDERING INFORMATION



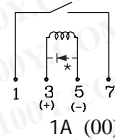
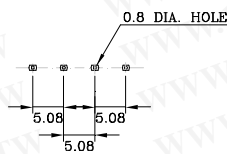
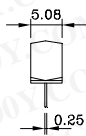
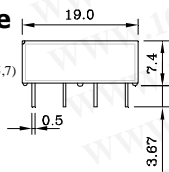
DIMENSION (unit:mm)

DRILLING (unit:mm)

WIRING DIAGRAM

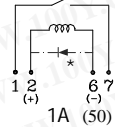
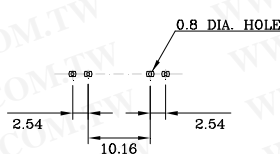
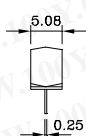
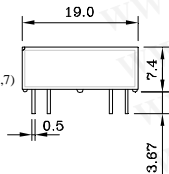
SIP Type

TRR-00 (00-PIN OUT 1,3,5,7)



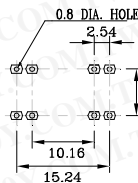
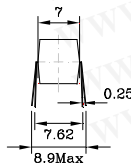
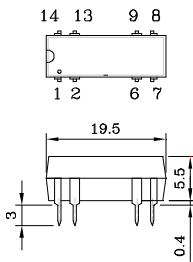
TRR-50

(50-PIN OUT 1,2,6,7)

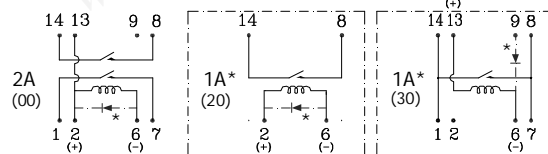
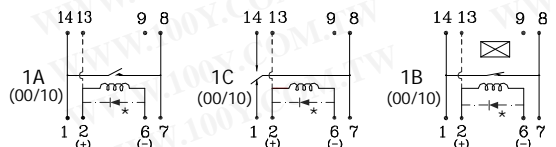


(*With Diode Type Options)

DIP Type



(10) Pin-Out With #13, (00) Pin-Out With W/O #13.



*only for DIP type 20 *only for DIP type 30

(*With Diode Type Options)

※Please kindly indicate special code.

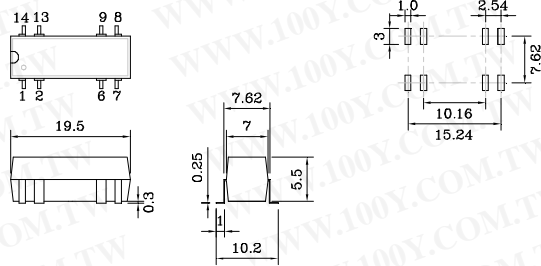
Remark: 1. In case of no tolerance shown in dimension: ±0.5mm.
 2. The tolerance without indicating for DRILLING is always ±0.1mm.

DIMENSION (unit:mm)

DRILLING (unit:mm)

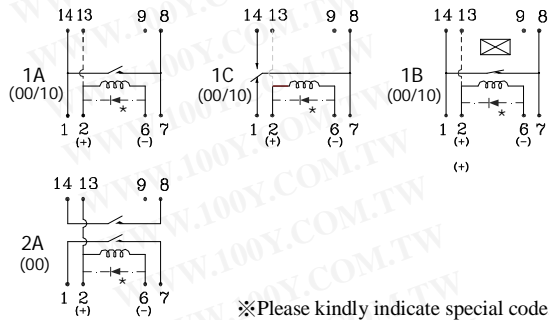
WIRING DIAGRAM

SMD Type



Remark: 1. In case of no tolerance shown in dimension: $\pm 0.5\text{mm}$.
2. The tolerance without indicating for DRILLING is always $\pm 0.1\text{mm}$.

(10) Pin-Out With #13, (00) Pin-Out With W/O #13.



※Please kindly indicate special code.

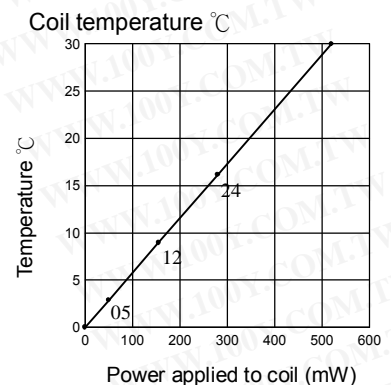
(*With Diode Type Options)

COIL DATA CHART (at 20°C)

Coil Sensitivity	Nominal Voltage (VDC)	Operate Voltage Max. (VDC)	Nominal Current (mA)	Coil Resistance (Ω) $\pm 10\%$	Power Consumption (mW)	Pull-In Voltage (VDC)	Drop-Out Voltage (VDC)
TRR -1A	5	6	10	500	50	3.75	0.8
	12	14.5	12	1000	144	9.0	1.0
TRR -1B	24	29	11.2	2150	268	18.0	2.0
				2000*			
TRR -1C	5	11	25	200	125	3.75	0.8
	12	20	24	500	288	9.0	1.0
	24	32	11.2	2150	268	18.0	2.0
TRR -2A	5	11	35.7	140	179	3.75	0.8
	12	20	24	500	288	9.0	1.0
	24	32	11.2	2150	268	18.0	2.0

*Only for SIP type.

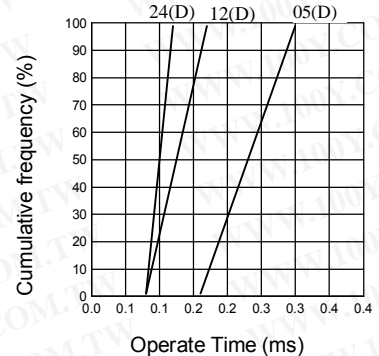
REFERENCE DATA



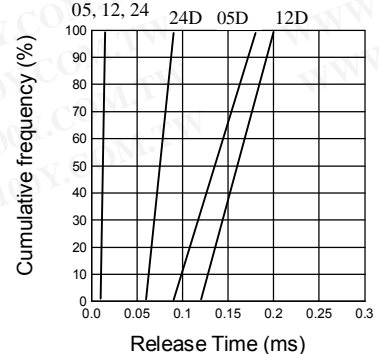
PERFORMANCE

Contact form	1A / 1B / 2A	1C
Switching Current	0.5ADC Max.	0.2ADC Max.
Carry Current	1.0ADC Max.	0.5ADC Max.
Switching Power	10VA Max.	3VA Max.
Electrical Life	1×10^8 (10VDC 10mA)	5×10^7 (5VDC 1mA)
Contact Resistance	150m Ω Max.	
Operation Time (including bounce time)	1.0msec. Max.	
Release Time (including bounce time)	1.0msec. Max.	
Maximum Voltage	100VDC Max.	
Insulation Resistance	$10^9 \Omega$ Min.	
Dielectric Strength	1400VDC, (4000VDC Only for DIP type 20) Between coil & contact Between contacts 250VDC	
Temperature Range	-40 to +85°C	
Operating Temp.	-55 to +125°C	
Storage Temp.		
Shock Resistance	30G Min.	
Weight	abt. 1.8grs	
UL & cUL	E156521	

Time Characteristic (Operate Time)



Time Characteristic (Release Time)



勝特力材料 886-3-5753170
 勝特力电子(上海) 86-21-34970699
 勝特力电子(深圳) 86-755-83298787
[Http://www.100y.com.tw](http://www.100y.com.tw)

This datasheet for reference and subject to change without notice. Please double check final specification with Tai-Shing. (0939AA08VOL01)